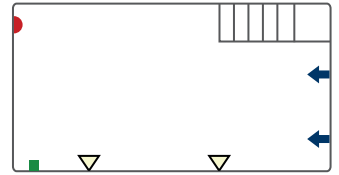


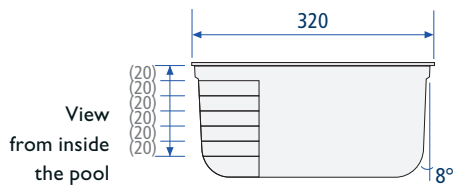

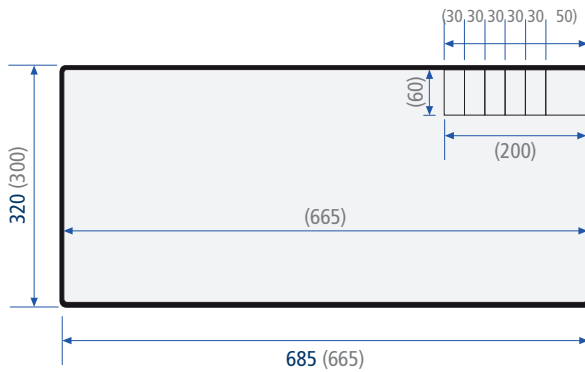
Specifications

COMMERCIAL SIZES	6,50 x 3,20 x 1,50m
WATER LEVEL	1,45 m
WEIGHT	TBC
WATER VOLUME	22,5 m³

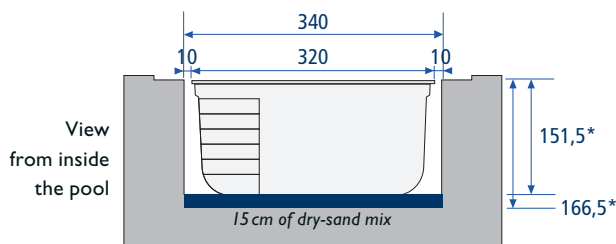
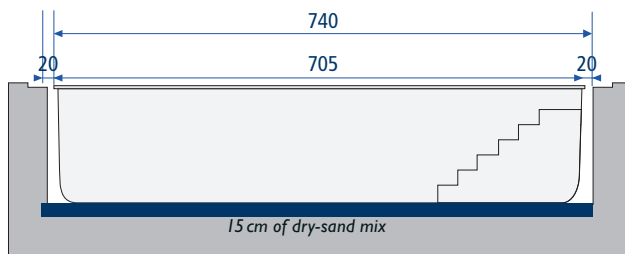


◁ Standard lights (can be placed on opposite side)
 ● Drain ← Injector ■ Suction connection

External (internal) dimensions / in cm – tolerance ± 2%



Digging sizes / in cm – tolerance ± 2%



Needed for unloading & placing the pool

CRANE	13 tons
-------	----------------

* Depth taken from under the coping stone

Note : The digging sizes do not take into account the necessary space for the coping stones.