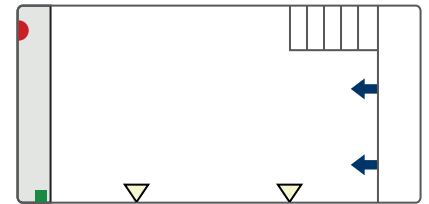


Specifications

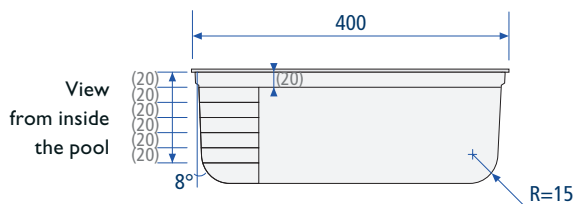
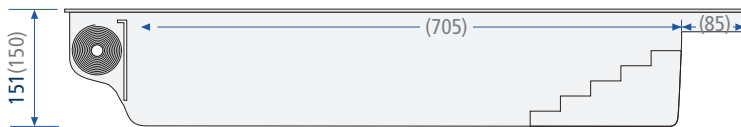
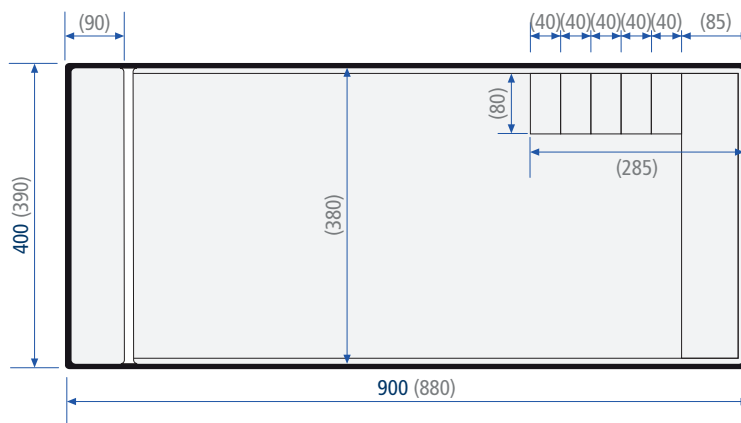
|                  |                            |
|------------------|----------------------------|
| COMMERCIAL SIZES | <b>9,00 x 4,00 x 1,50m</b> |
| COVER PIT        | <b>Integrated, 90 cm</b>   |
| WATER LEVEL      | <b>1,47 m</b>              |
| WEIGHT           | <b>1150 kg</b>             |
| WATER VOLUME     | <b>40 m<sup>3</sup></b>    |




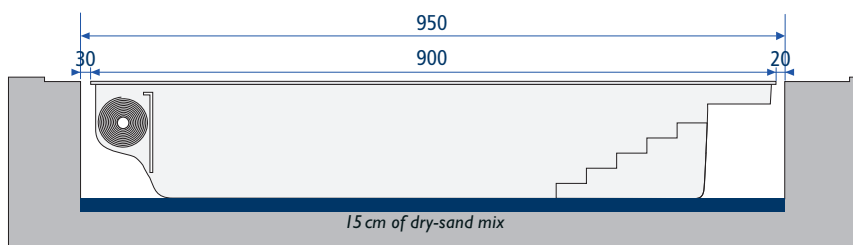
◄ Standard lights (can be placed on opposite side)

◄ Drain ◄ Injector ◼ Suction connection

External (internal) dimensions / in cm – tolerance ± 2%



Digging sizes / in cm – tolerance ± 2%



Needed for unloading & placing the pool

**CRANE 13 tons**

\* Depth taken from under the coping stone

Note : The digging sizes do not take into account the necessary space for the coping stones.