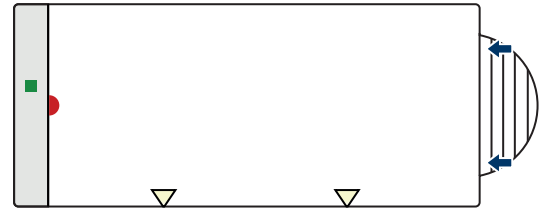






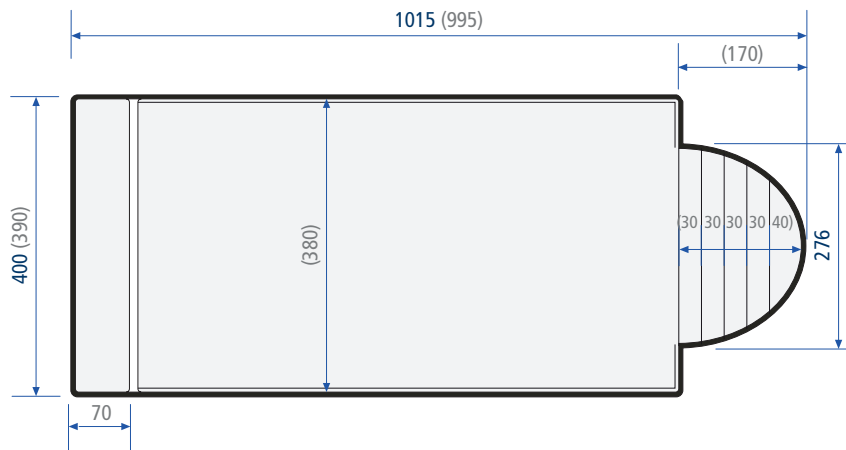
Specifications

| | |
|------------------|----------------------------|
| COMMERCIAL SIZES | 9,55 x 4,00 x 1,50m |
| COVER PIT | Integrated, 70 cm |
| WATER LEVEL | 1,45 m |
| WEIGHT | 1150 kg |
| WATER VOLUME | 43 m³ |

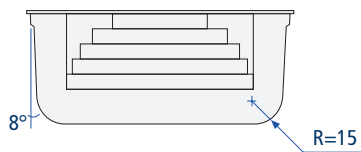


 Standard lights (can be placed on opposite side)
 Drain  Injector  Suction connection

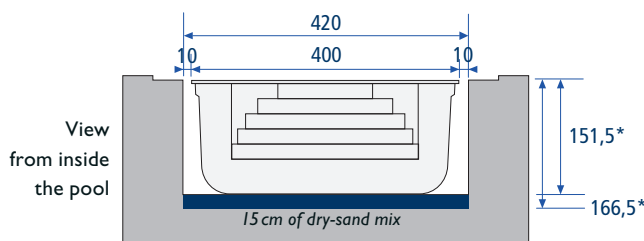
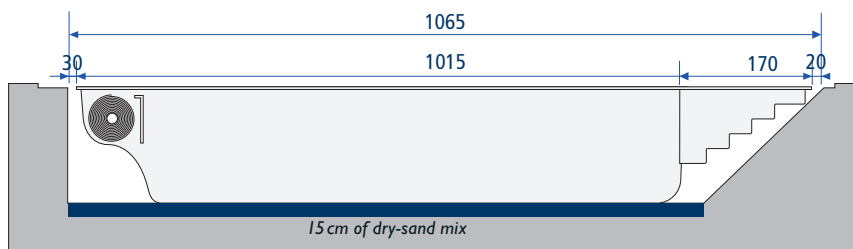
External (internal) dimensions / in cm – tolerance ± 2%



View from inside the pool



Digging sizes / in cm – tolerance ± 2%



Needed for unloading & placing the pool

CRANE 13 tons

* Depth taken from under the coping stone

Note : The digging sizes do not take into account the necessary space for the coping stones.