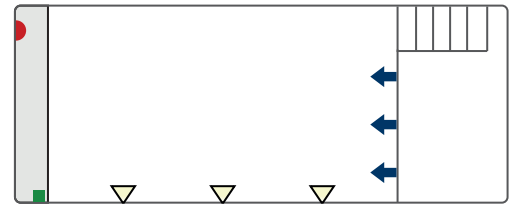


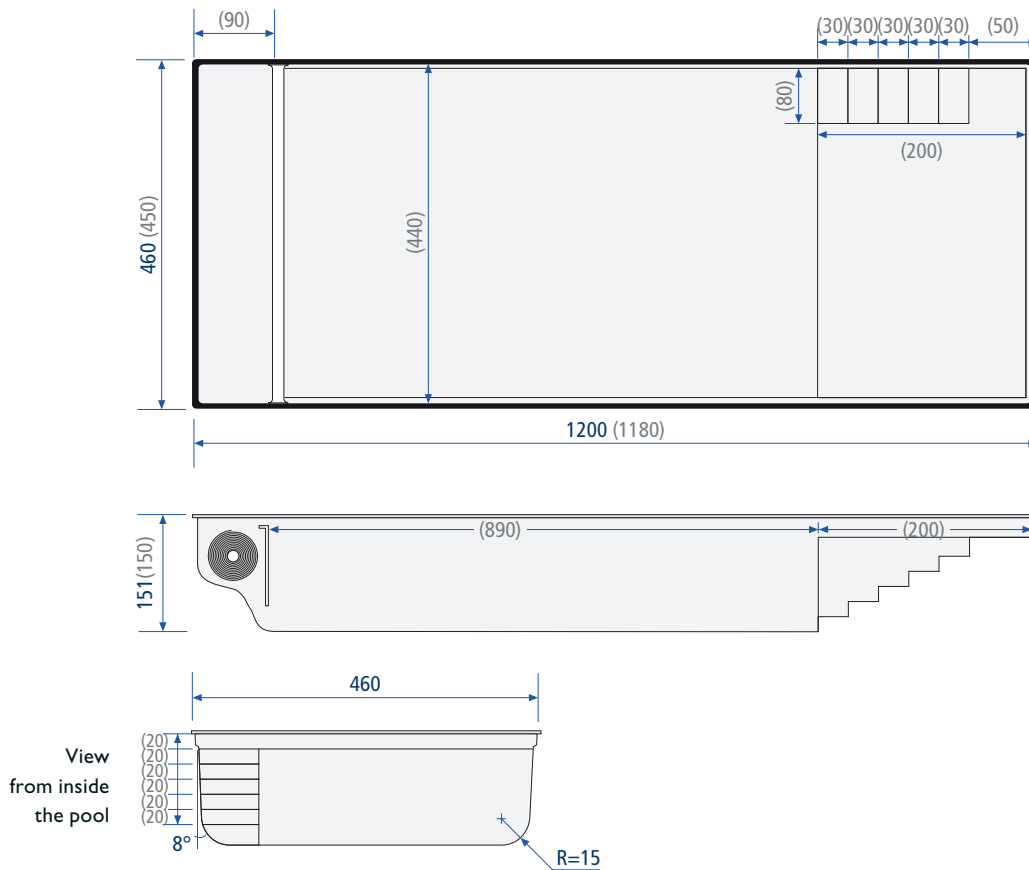
Specifications

COMMERCIAL SIZES	<b>12,00 x 4,60 x 1,50m</b>
COVER PIT	<b>Integrated, 90 cm</b>
WATER LEVEL	<b>1,47 m</b>
WEIGHT	<b>1600kg</b>
WATER VOLUME	<b>57 m<sup>3</sup></b>

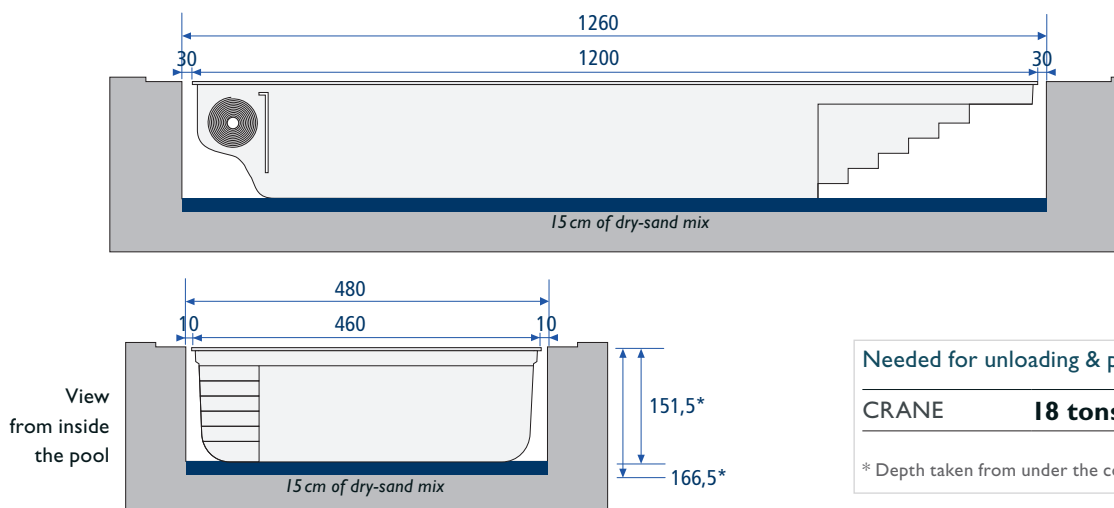


◁ Standard lights (can be placed on opposite side)  
 ● Drain    ← Injector    ■ Suction connection

External (internal) dimensions / in cm – tolerance ± 2%



Digging sizes / in cm – tolerance ± 2%



Needed for unloading & placing the pool  
**CRANE 18 tons**  
 \* Depth taken from under the coping stone

Note : The digging sizes do not take into account the necessary space for the coping stones.