
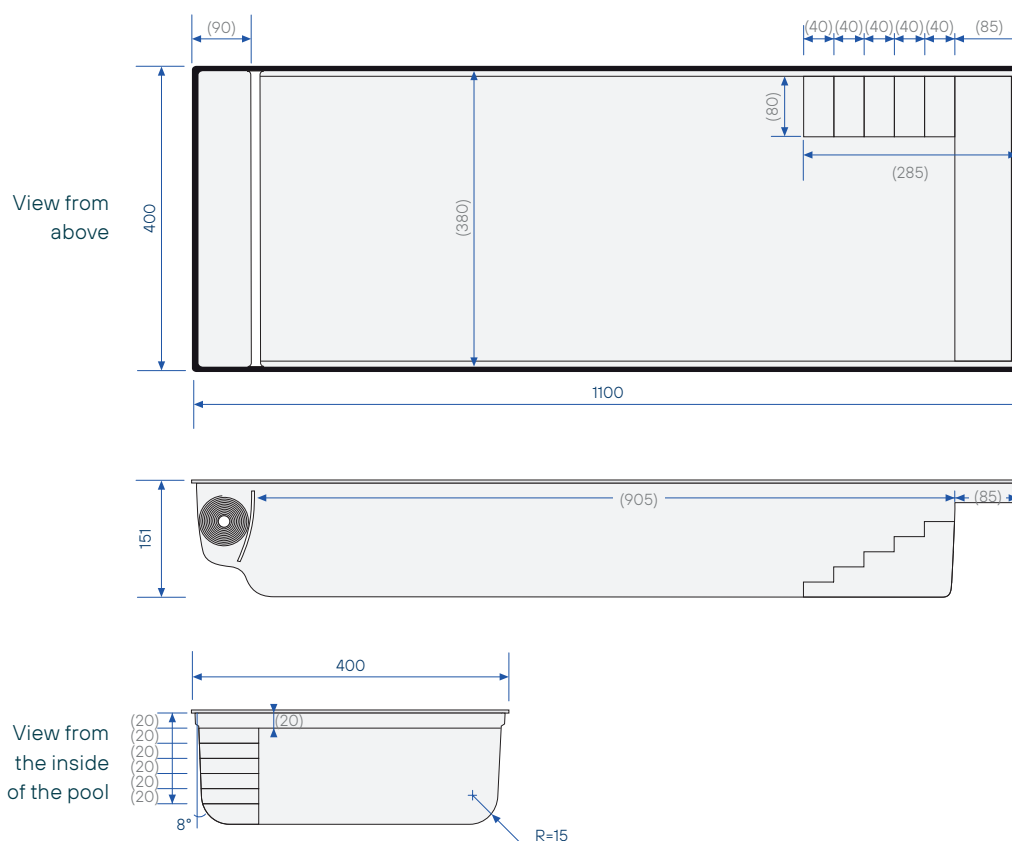


Commercial sizes	11,00 x 4,00 x 1,50m
Cover pit	Integrated, 90 cm
Water level	1,47 m
Weight incl. cover system	1 250 kg
Water volume	54 m³
Crane ¹	13 tons

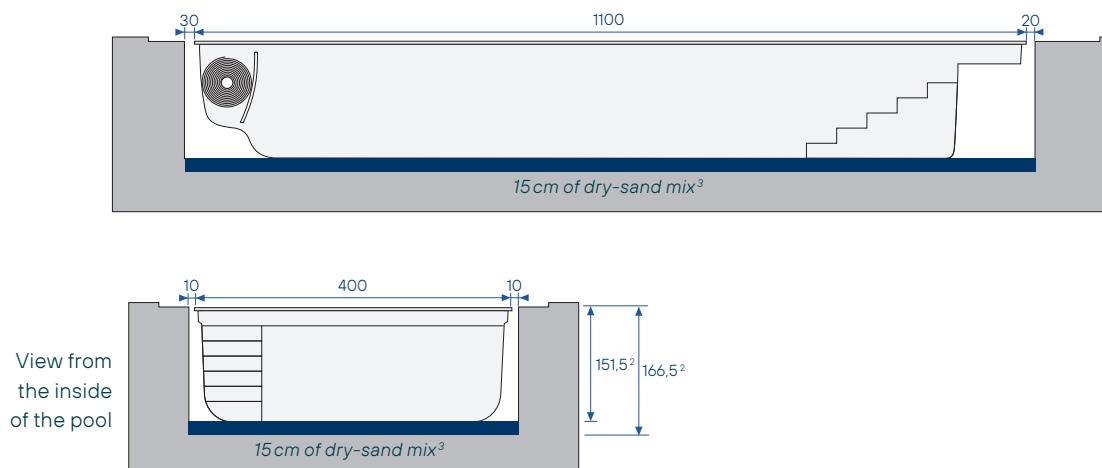


- Standard lights**
can be placed on opposite side
- Suction connection**
- Drain**
always on the same side as the spots
- Counter-current system (optional)** ⁴
- Inlet**
2 additional inlets (optional)
- Additional circulation (optional)**

External (Internal) dimensions in cm – tolerance ± 2%



Digging sizes in cm – tolerance ± 2%



Note: the digging sizes do not take into account the necessary space for the coping stones.

¹ Needed for unloading & placing the pool. ² Depth taken from under the coping stone. ³ Mix of sand and cement, at a ratio of 250 kg per ton.

⁴ If combined with a counter current system, the position of inlets(s) may differ.