


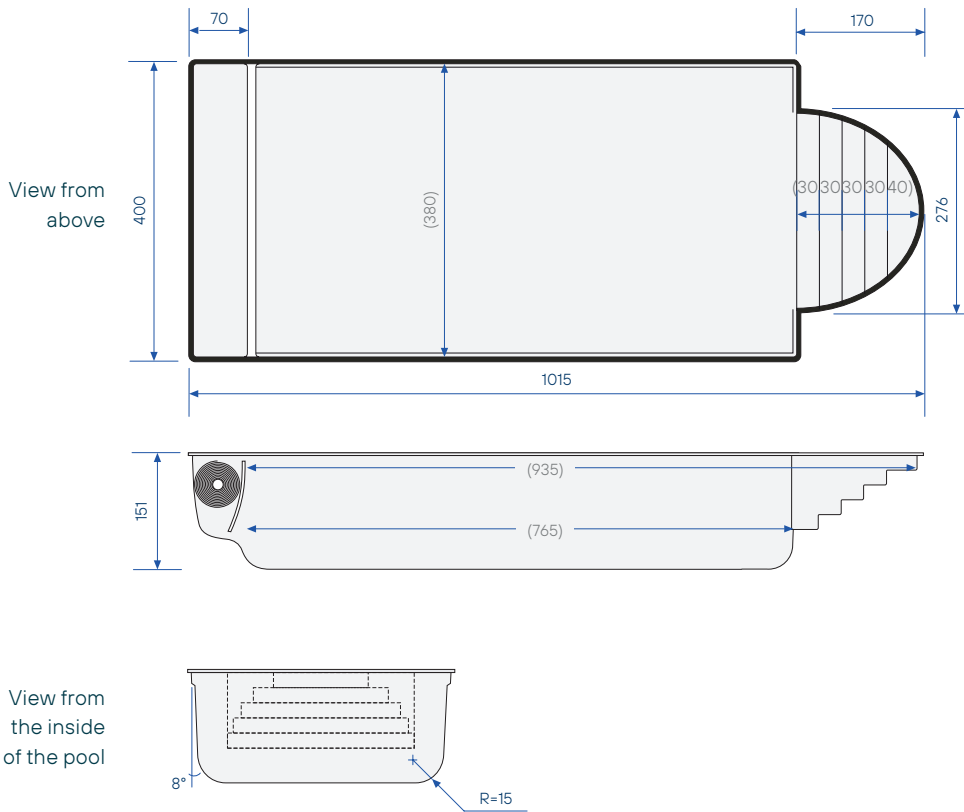
Commercial sizes	10,15 x 4,00 x 1,50m
Cover pit	Integrated, 70 cm
Water level	1,45 m
Weight incl. cover system	1 150 kg
Water volume	45 m³
Crane ¹	13 tons



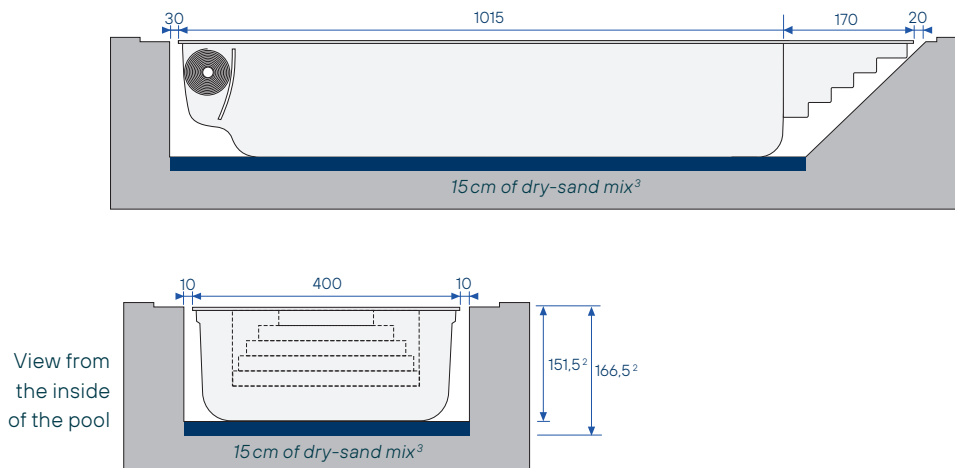
- ▼ **Standard lights**
can be placed on opposite side
- ☼ **Drain**
- ⊙ **Suction connection**
- ➔ **Inlet**
- ➔ 2 additional inlets (optional)
- ∞ Additional circulation (optional)

⚠ Countercurrent system cannot be combined

External (Internal) dimensions in cm – tolerance ± 2%



Digging sizes in cm – tolerance ± 2%



Note: the digging sizes do not take into account the necessary space for the coping stones.

¹ Needed for unloading & placing the pool. ² Depth taken from under the coping stone. ³ Mix of sand and cement, at a ratio of 250 kg per ton.