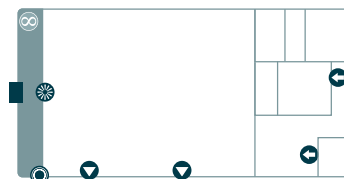


Commercial sizes	5,5 x 2,5 x 1,40m
Cover pit	Covrex® Integrated, WaluDeck mobile or bar safety cover
Water level	1,35 m
Weight incl. cover system	500 kg
Water volume	18 m³
Crane ¹	13 tonnes



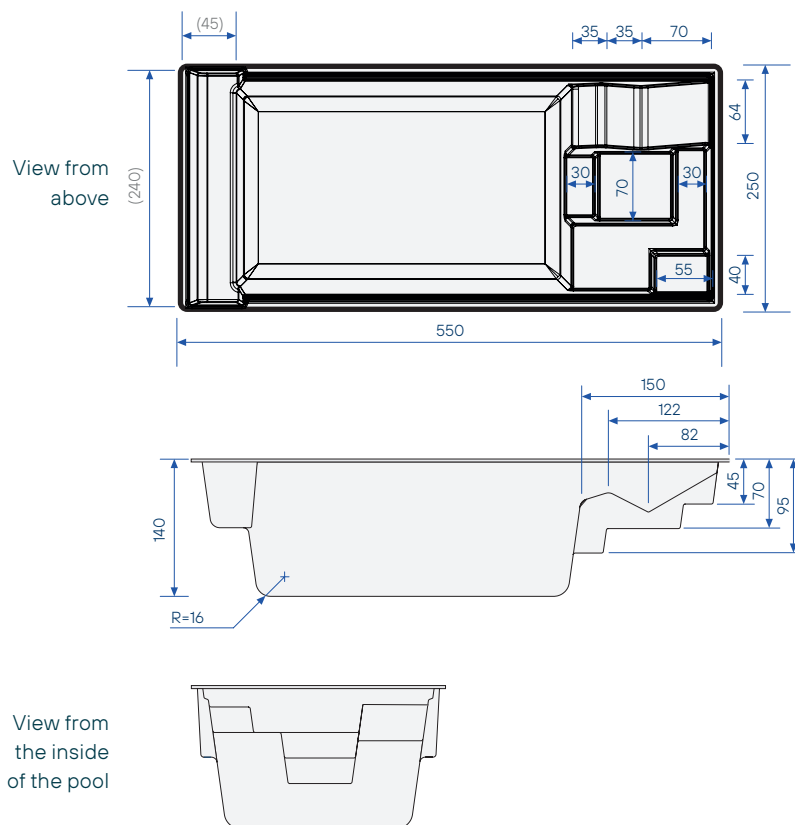
- ▼ **Standard lights** can be placed on opposite side
- **Suction connection**
- **Drain**
- ➔ **Inlet**
- ➔ **Counter-current system (optional)** ⁴



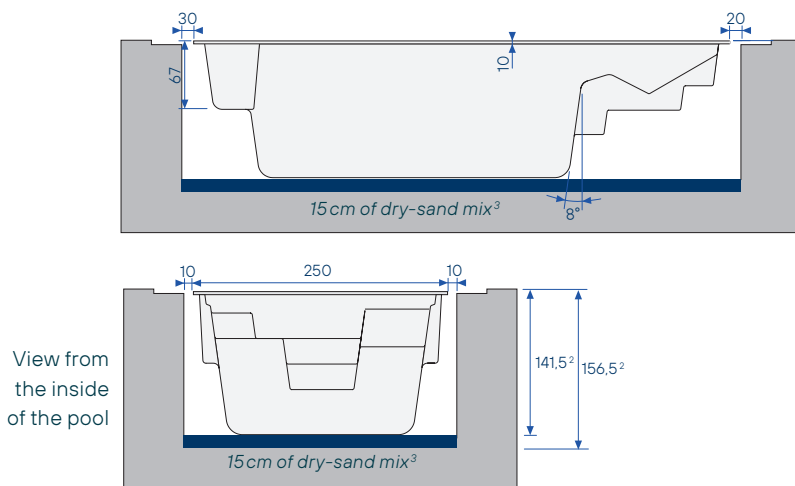
- ➔ **2 additional inlets (optional)**
- ∞ **Additional circulation (optional)**
- **Option WITHOUT integrated cover: 1x skimmer**

¹ Optional: 1. integrated Covrex® cover: 1x high level skimmer in the cover pit
² WaluDeck cover (not) motorised: 1x traditional skimmer - ³ bar safety cover: 1x traditional skimmer

External (Internal) dimensions in cm – tolerance ± 2%



Digging sizes in cm – tolerance ± 2%



Note: the digging sizes do not take into account the necessary space for the coping stones.

¹ Needed for unloading & placing the pool. ² Depth taken from under the coping stone. ³ Mix of sand and cement, at a ratio of 250kg per ton.

⁴ If combined with a counter current system, the position of inlets(s) may differ.